

BEAM ONE LED

astro

GENERAL

LOCATION:	Exterior
CLASS:	CE (Class III)
IP RATING:	IP67
BATHROOM ZONE:	Zone 1, 2, 3
DRIVER REQUIRED:	Constant Current 700mA
INSTALLATION ORIENTATION:	Wall Mount
MAIN MATERIAL:	Metal - Aluminium
DIMENSIONS (mm):	D: 90 Ø: 60
CUT OUT HOLE (mm):	Ø: 40
RECESS DEPTH (mm):	90
FIRE RATING:	-
CABLE LENGTH (mm):	1300 - 1500
GROSS WEIGHT (kg):	0.32

LAMP


LIGHT SOURCE:	High Powered LED
WATTAGE:	2.2W
LAMP INCLUDED:	Yes (Integral)
MAXIMUM LAMP LENGTH (mm):	-
LUMINOUS FLUX (lm):	7
COLOUR TEMP (K):	3000
CRI (Ra):	80
MACADAM ELLIPSE:	To Be Advised
TILT ADJUSTABLE ANGLE (°):	-
ROTATION ADJUSTABLE ANGLE (°):	-
LIFETIME (hrs):	39300
BEAM ANGLE (°):	-

ELECTRICAL

SWITCHED:	No
DIMMABLE:	Yes
DIMMING METHOD:	Control Gear Dependent
SUPPLY FREQUENCY (Hz):	--
DRIVER/BALLAST VOLTAGE (V):	-
DRIVER LIFETIME (hrs):	-
EFFICACY (lm/W):	To Be Advised

ADDITIONAL INFORMATION:

SHADE INCLUDED:	-
SHADE/DIFFUSER MATERIAL:	-
SHADE/DIFFUSER FINISH	-
F MARK:	Suitable for mounting on flammable materials



CODE: 1202001

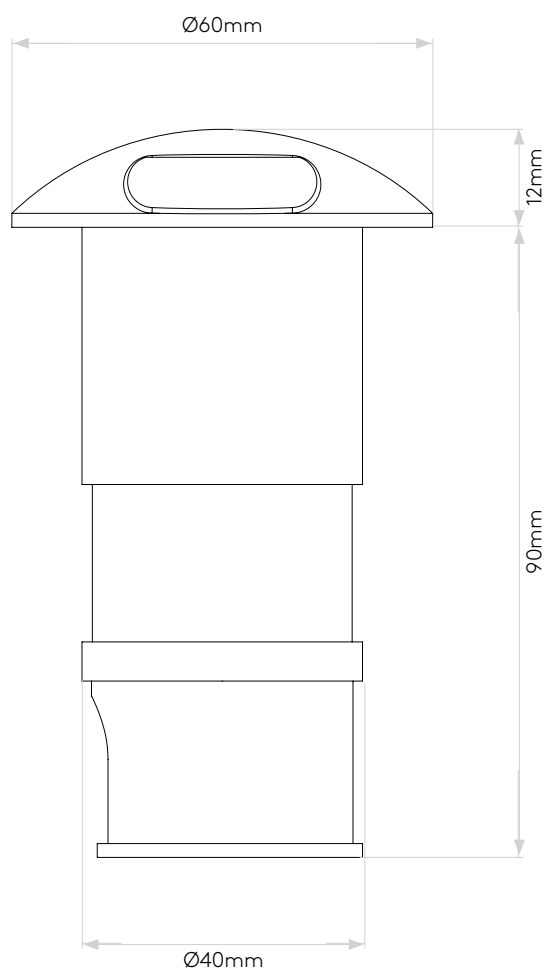
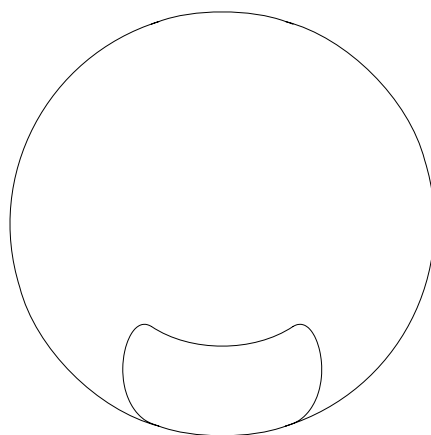
FINISH: MATT PAINTED SILVER

TO MAINTAIN THIS PRODUCT TO ITS BEST CONDITION, PLEASE VIEW OUR CARE AND CLEANING GUIDE ON THE SUPPORT SECTION OF THE ASTRO WEBSITE.

Pour entretenir au mieux ce produit, veuillez consulter notre guide d'entretien et de nettoyage, dans la rubrique d'aide sur le site Web d'Astro.

Um dieses Produkt im besten Zustand zu erhalten, beachten Sie bitte unseren Leitfaden zu Pflege und Reinigung im Abschnitt „Support“ auf der Astro-Website.

Per mantenere questo prodotto nelle sue migliori condizioni, consultare la nostra guida per la manutenzione e la pulizia nella sezione dedicata all'assistenza del sito Web Astro.



Please note that some dimensions may vary slightly due to manufacturing tolerances, this includes cable entry and fixing holes

Veuillez noter que certaines dimensions peuvent varier légèrement en raison des tolérances de fabrication, y compris l'entrée de câble et les trous de fixation.

Bitte beachten Sie, dass die Maße Fertigungstoleranzen unterliegen und daher in geringem Umfang von der angegebenen Größe abweichen können. Dies gilt auch für Kabeingänge und Befestigungslöcher.

Si prega notare che possono esserci piccole variazioni in alcune dimensioni dovute alle tolleranze di produzione, queste includono l'ingresso del cavo e i fori di fissaggio.